

COMMUNITY COLLEGE DISTRICT 505
(Parkland College)
2400 West Bradley Avenue
Champaign, Illinois 61821-1899

Counties of:

Champaign, Coles, DeWitt, Douglas,
Edgar, Ford, Iroquois, Livingston,
McLean, Moultrie, Piatt, Vermilion
and State of Illinois

BUDGET

For Fiscal Year Beginning July 1, 2014, and Ending June 30, 2015

WHEREAS the Board of Trustees of Community College District #505 (Parkland College), Counties of Champaign, Coles, DeWitt, Douglas, Edgar, Ford, Iroquois, Livingston, McLean, Moultrie, Piatt, Vermilion and State of Illinois caused to be prepared, in tentative form, a budget for the fiscal year 2014-2015, and the public had an opportunity to inspect the same for at least 30 days prior to final action thereon;

WHEREAS a public hearing was held on said budget on the 17th day of September, 2014, a notice of said hearing was given at least 30 days prior thereto as required by law, and all other legal requirements have been complied with;

NOW, THEREFORE, Be It Resolved by the Board of Trustees of said Community College District as follows:

Section 1: That the fiscal year of this Community College be and the same as fixed and declared to be July 1, 2014, and ending June 30, 2015.

Section 2: That the following budget which is attached hereto, made a part hereof, and incorporated by reference contains an estimate of the amounts available in each fund as follows: EDUCATION, OPERATION AND MAINTENANCE--OPERATIONAL, OPERATION AND MAINTENANCE--RESTRICTED, BOND AND INTEREST, AUXILIARY ENTERPRISES, RESTRICTED PURPOSES, WORKING CASH, TRUST AND AGENCY, AUDIT AND LIABILITY, PROTECTION AND SETTLEMENT FUND each separately, and of expenditures from each be and the same is hereby adopted as the budget of this Community College District for the said fiscal year.

ATTEST: _____ Secretary, Board of Trustees
Gregory J. Knott

APPROVED: _____ Chairman, Board of Trustees
Thomas M. Bennett

September 17, 2014
Date

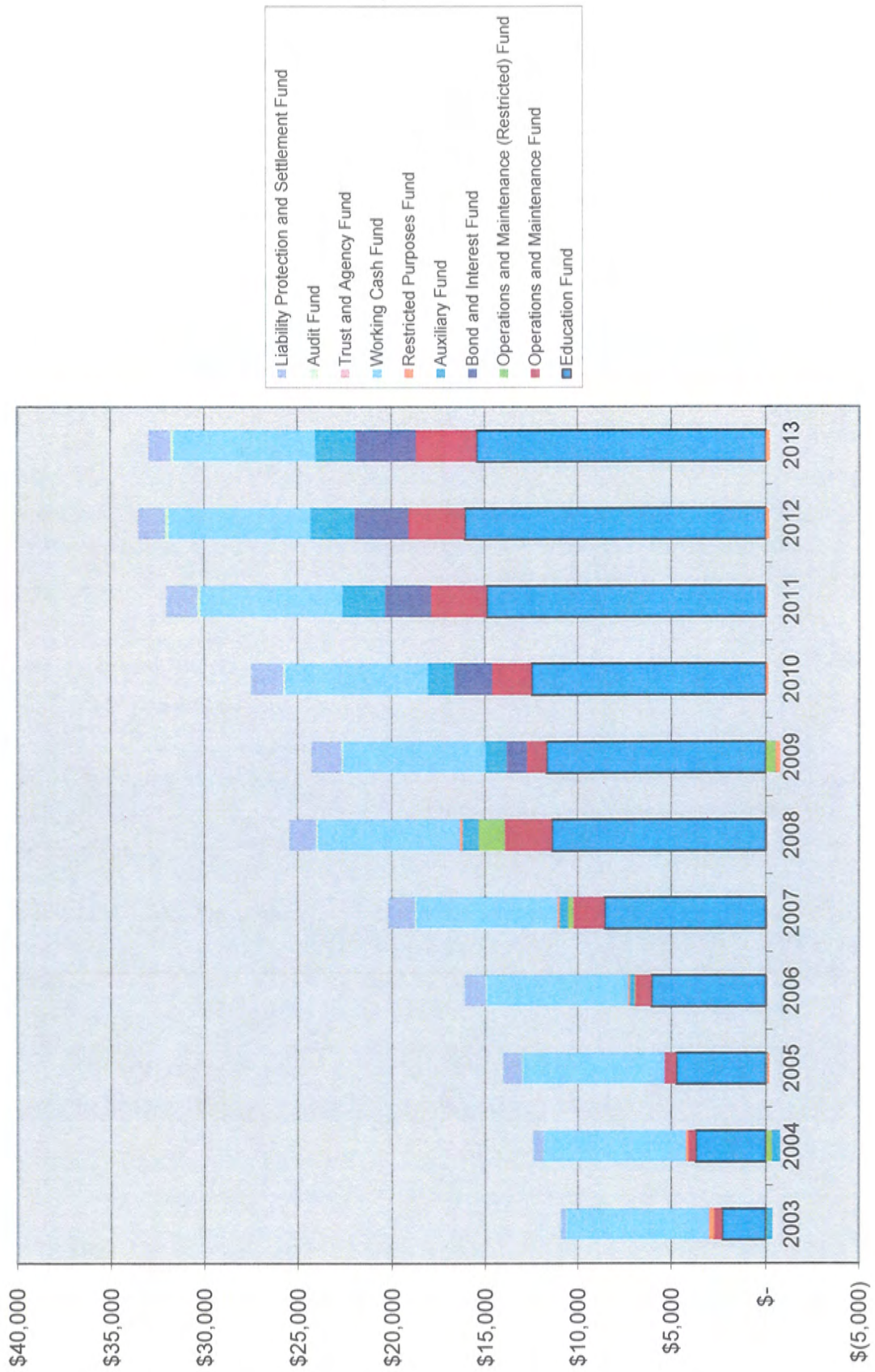
SUMMARY OF FISCAL YEAR 2015 BUDGET BY FUND

	<u>GENERAL FUNDS</u>			<u>SPECIAL REVENUE</u>		
	Education Fund	Operations and Maintenance Fund	Restricted Purpose Fund	Audit Fund	Liability Protection and Settlement Fund	
Beginning Balance (Estimated)	\$ 13,430,120	\$ 2,751,029	\$ (228,994)	\$ 165,229	\$ 1,144,468	
Budgeted Revenues	51,544,195	6,248,500	33,000,000	48,224	2,911,035	
Budgeted Expenditures	51,290,395	5,724,807	33,000,000	66,000	3,105,638	
Budgeted Transfers from (to) Other Funds	<u>(747,200)</u>	<u>-</u>	<u>-</u>	<u>-</u>	<u>-</u>	
Budgeted Ending Balance	<u>\$ 12,936,720</u>	<u>\$ 3,274,722</u>	<u>\$ (228,994)</u>	<u>\$ 147,453</u>	<u>\$ 949,865</u>	
	<u>CAPITAL PROJECTS</u>			<u>FIDUCIARY FUNDS</u>		
	Operations and Maintenance Fund (Restricted)	PROPRIETARY FUND	DEBT SERVICE	Trust and Agency Fund	Working Cash Fund	
Beginning Balance (Estimated)	\$ 15,585,485	\$ 2,264,109	\$ 3,438,136	\$ (642)	\$ 7,600,000	
Budgeted Revenues	2,277,857	6,968,416	3,714,998	-	10,000	
Budgeted Expenditures	15,633,593	7,866,969	4,373,620	-	-	
Budgeted Transfers from (to) Other Funds	<u>(969,261)</u>	<u>757,200</u>	<u>969,291</u>	<u>-</u>	<u>(10,000)</u>	
Budgeted Ending Balance	<u>\$ 1,260,488</u>	<u>\$ 2,122,756</u>	<u>\$ 3,748,805</u>	<u>\$ (642)</u>	<u>\$ 7,600,000</u>	

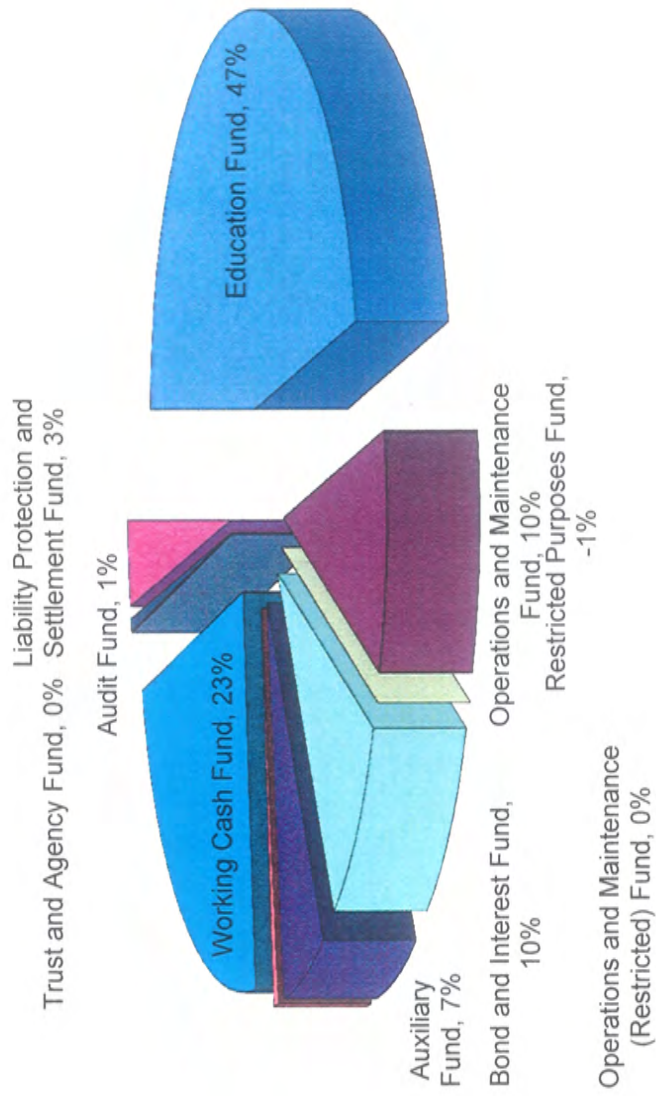
THE OFFICIAL BUDGET WHICH IS ACCURATELY SUMMARIZED IN THIS DOCUMENT WAS APPROVED BY THE BOARD OF TRUSTEES ON SEPTEMBER 17, 2014.

ATTEST: _____
SECRETARY, BOARD OF TRUSTEES

Fund Balances History All Funds (\$1,000s)



Fund Balances FY13

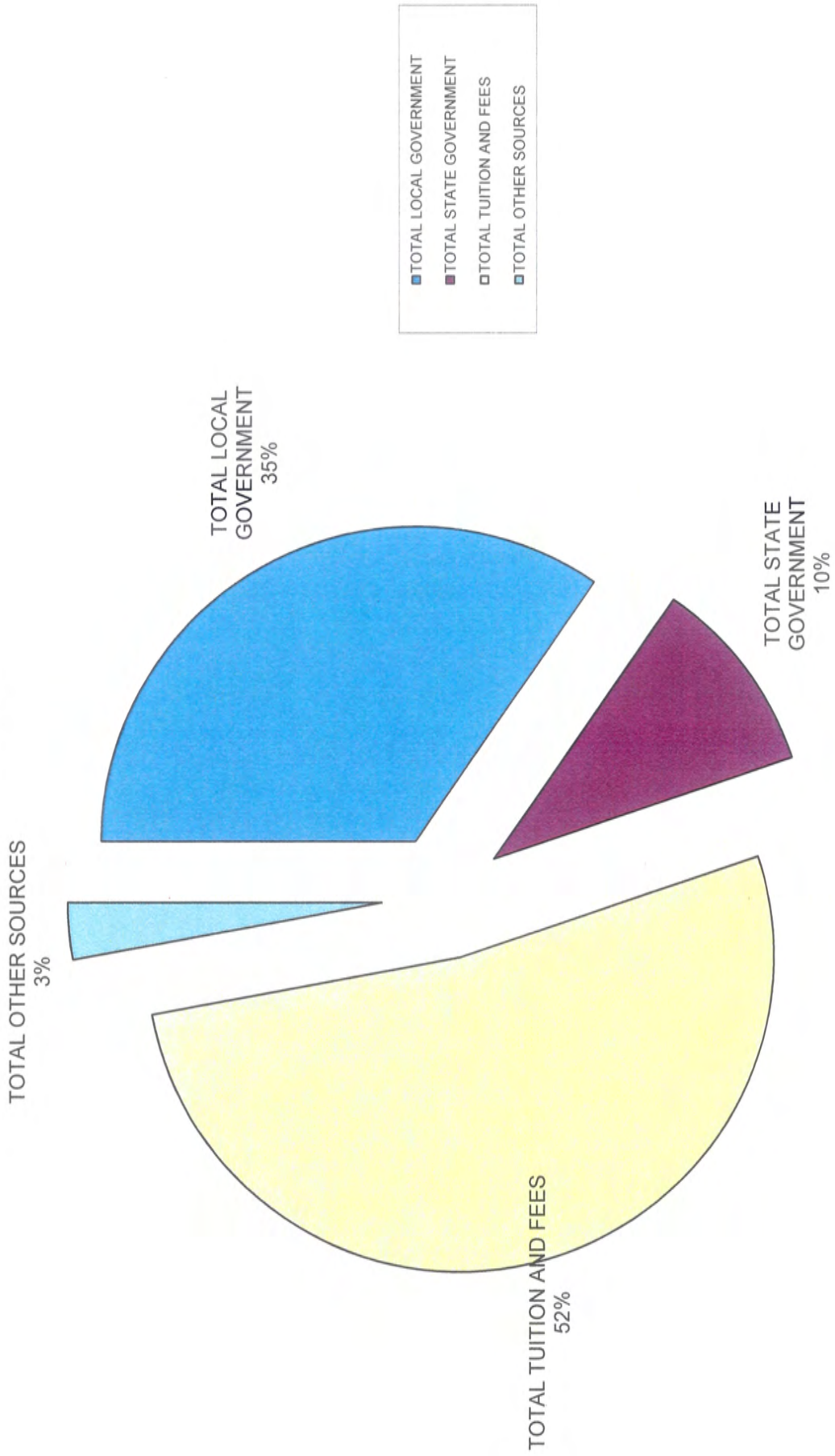


- Education Fund
- Operations and Maintenance Fund
- Operations and Maintenance (Restricted) Fund
- Bond and Interest Fund
- Auxiliary Fund
- Restricted Purposes Fund
- Working Cash Fund
- Trust and Agency Fund
- Audit Fund
- Liability Protection and Settlement Fund

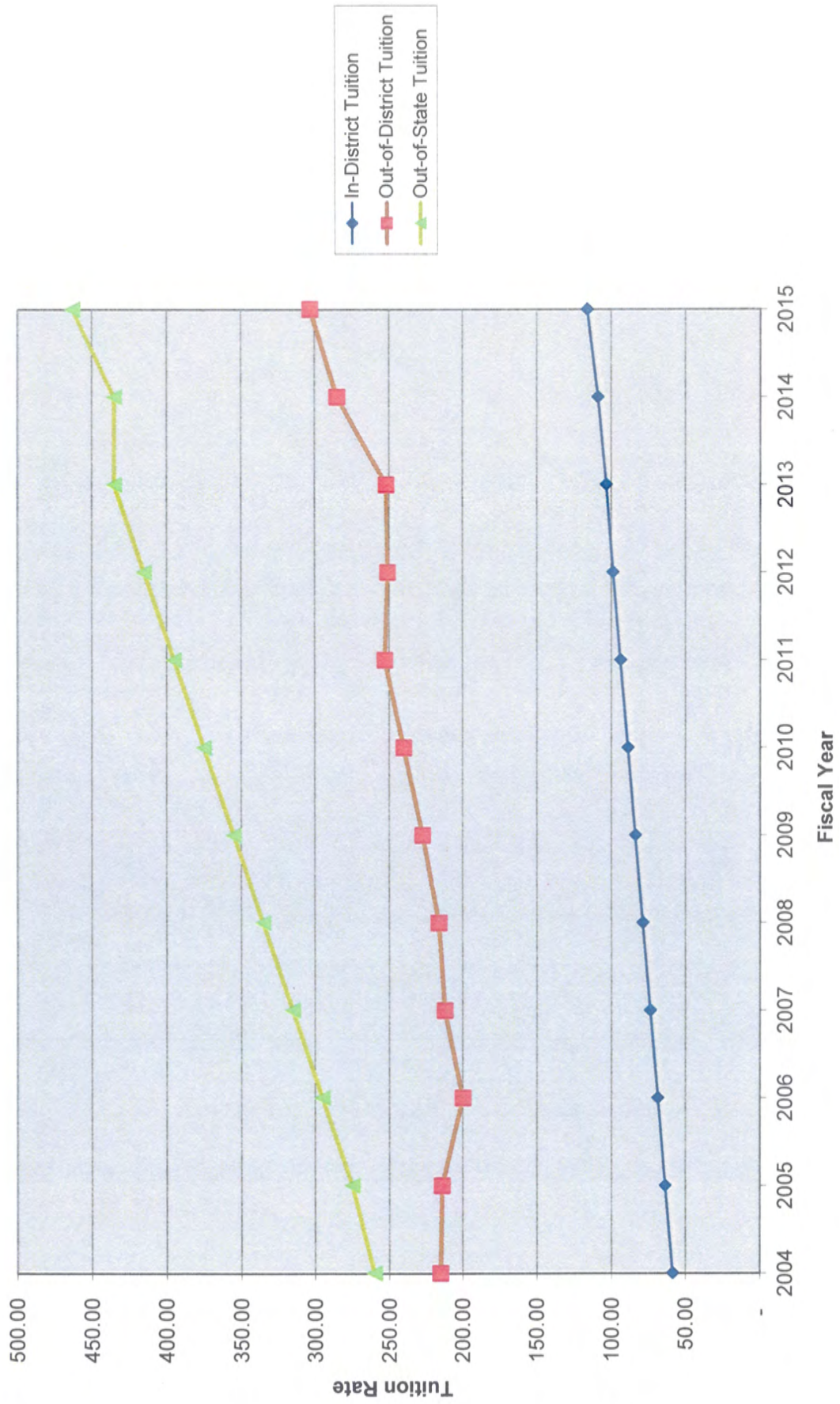
Parkland College
SUMMARY OF FISCAL YEAR ESTIMATED REVENUES - ORIGINAL

	2015		Total Operating Funds
	Education Fund	Operations & Maintenance Fund	
OPERATING REVENUES BY SOURCE			
Local Government			
Current Taxes	\$12,473,240	\$4,797,400	\$17,270,640
Back Taxes	83,000	31,000	114,000
Chargeback Revenue	245,671	0	245,671
CPPRTax	1,920,400	401,600	2,322,000
TOTAL LOCAL GOVERNMENT	14,722,311	5,230,000	19,952,311
State Government			
ICCB Credit Hours Grants	4,459,815	0	4,459,815
ICCB Equalization Grants	935,653	0	935,653
IBHE Vocational Grants	471,734	0	471,734
Other State Sources	0	0	0
TOTAL STATE GOVERNMENT	5,867,202	0	5,867,202
Federal Government			
Other Federal Sources	175,000	0	175,000
TOTAL FEDERAL GOVERNMENT	175,000	0	175,000
Student Tuition and Fees			
Tuition	26,782,323	0	26,782,323
Fees	3,334,359	0	3,334,359
TOTAL TUITION AND FEES	30,116,682	0	30,116,682
Other Sources			
Sales and Service Fees	498,000	0	498,000
Facilities Revenue	0	1,015,500	1,015,500
Investment Revenue	96,000	3,000	99,000
Other	69,000	0	69,000
TOTAL OTHER SOURCES	663,000	1,018,500	1,681,500
TOTAL BUDGETED REVENUES	\$51,544,195	\$6,248,500	\$57,792,695
Less Non-Operating Items			
Tuition Chargeback	245,671	0	245,671
ADJUSTED REVENUE	\$51,298,524	\$6,248,500	\$57,547,024

Operating Revenues FY2015



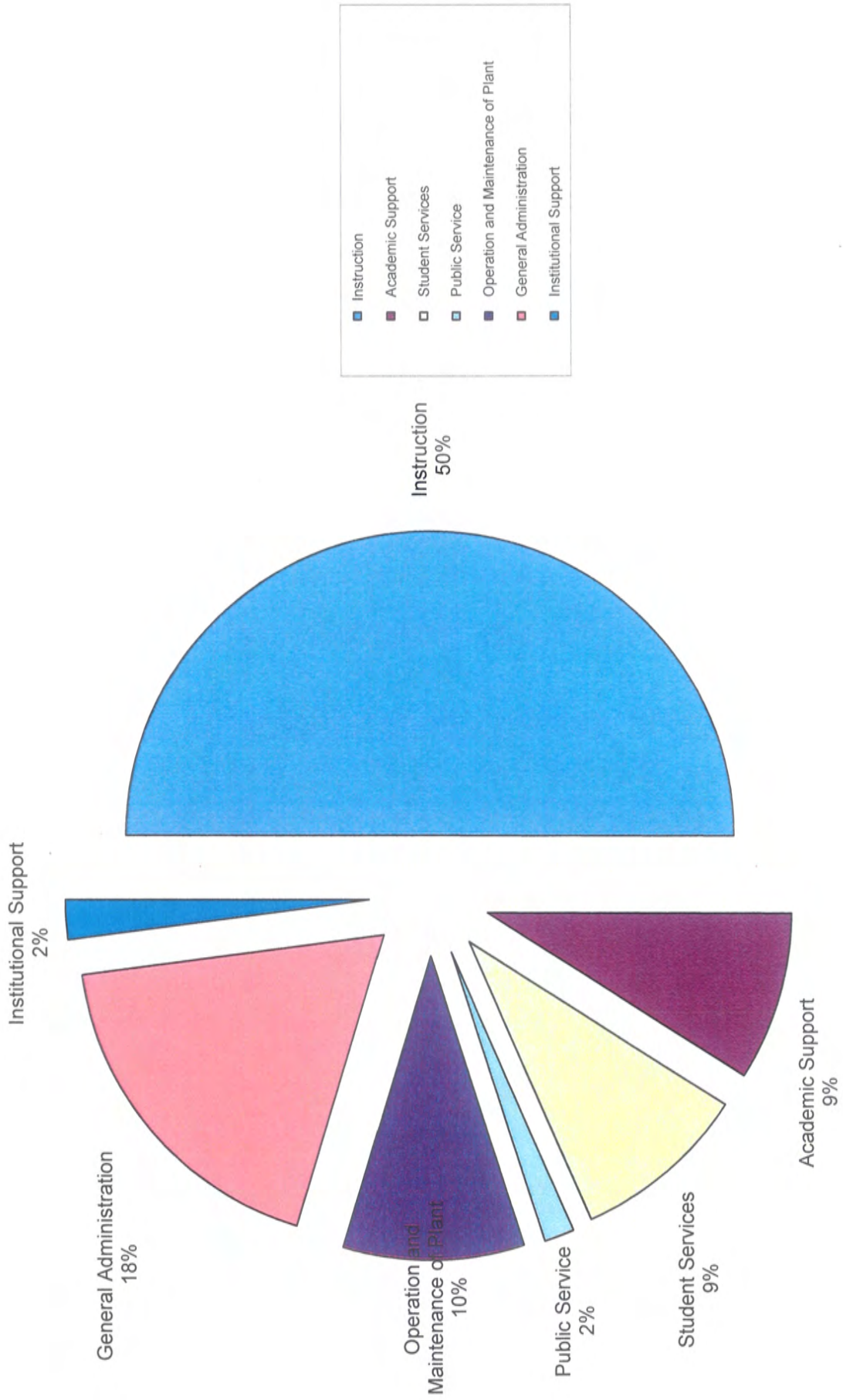
Tuition Rates Excluding Fees




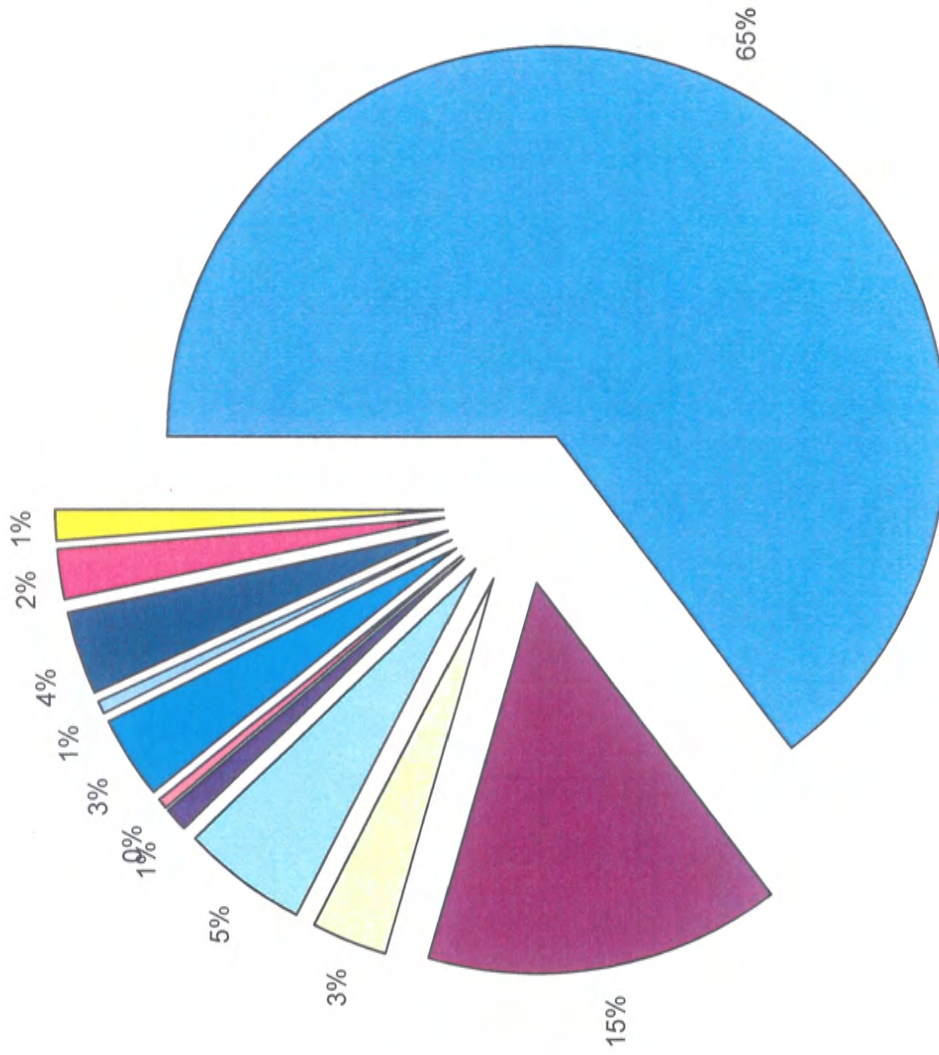
Parkland College
SUMMARY OF FISCAL YEAR OPERATING BUDGETED EXPENDITURES - ORIGINAL

	2015		Total
	Education Fund	Operation & Maintenance Fund	
BY PROGRAM			
Instruction	\$28,544,343	\$0	\$28,544,343
Academic Support	5,117,602	0	5,117,602
Student Services	5,339,103	0	5,339,103
Public Service	905,769	0	905,769
Operation & Maintenance	0	5,519,807	5,519,807
General Administration	10,383,578	5,000	10,388,578
Institutional	1,000,000	200,000	1,200,000
TRANSFERS	747,200	0	747,200
TOTAL BUDGETED EXPENDITURES	<u>\$52,037,595</u>	<u>\$5,724,807</u>	<u>\$57,762,402</u>
Less Non-Operating Items			
Tuition Chargeback	20,000	0	20,000
ADJUSTED EXPENDITURES	<u>\$52,017,595</u>	<u>\$5,724,807</u>	<u>\$57,742,402</u>
BY OBJECT			
Salaries	35,440,405	1,939,736	37,380,141
Employee Benefits	7,780,480	754,396	8,534,876
Contractual Services	1,315,189	511,000	1,826,189
General Materials & Supplies	2,663,040	340,200	3,003,240
Conference & Meeting Expense	562,080	975	563,055
Fixed Charges	218,500	28,000	246,500
Utilities	22,520	1,950,500	1,973,020
Capital Outlay	300,000	0	300,000
Other	1,988,181	0	1,988,181
Provision for Contingency	1,000,000	200,000	1,200,000
TRANSFERS	747,200	0	747,200
TOTAL BUDGETED EXPENDITURES	<u>\$52,037,595</u>	<u>\$5,724,807</u>	<u>\$57,762,402</u>
Less Non-Operating Items			
Tuition Chargeback	20,000	0	20,000
ADJUSTED EXPENDITURES	<u>52,017,595</u>	<u>5,724,807</u>	<u>57,742,402</u>

Operating Expenses by Program



Operating Expenses by Object



Parkland College
FISCAL YEAR BUDGETED EXPENDITURES

	2015			
	Appropriations	Totals	Adjusted Bud	Totals
EDUCATION FUND				
INSTRUCTION				
Salaries	\$23,159,157		\$23,159,157	
Employee Benefits	3,808,432		3,808,432	
Contractual Services	250,767		250,767	
General Materials and Supplies	1,025,082		1,025,082	
Conference and Meeting Expense	229,803		229,803	
Fixed Charges	11,940		11,940	
Utilities	0		0	
Capital Outlay	0		0	
Other	59,162		59,162	
		\$28,544,343		\$28,544,343
ACADEMIC SUPPORT				
Salaries	3,358,642		3,358,642	
Employee Benefits	807,435		807,435	
Contractual Services	235,680		235,680	
General Materials and Supplies	550,418		550,418	
Conference and Meeting Expense	120,004		120,004	
Fixed Charges	60		60	
Utilities	22,520		22,520	
Capital Outlay	0		0	
Other	22,843		22,843	
		\$5,117,602		\$5,117,602
STUDENT SERVICES				
Salaries	3,794,323		3,794,323	
Employee Benefits	1,118,842		1,118,842	
Contractual Services	186,643		186,643	
General Materials and Supplies	128,423		128,423	
Conference and Meeting Expense	58,472		58,472	
Fixed Charges	0		0	
Utilities	0		0	
Capital Outlay	0		0	
Other	52,400		52,400	
		\$5,339,103		\$5,339,103
PUBLIC SERVICE				
Salaries	631,612		631,612	
Employee Benefits	132,822		132,822	
Contractual Services	27,288		27,288	
General Materials and Supplies	112,434		112,434	
Conference and Meeting Expense	613		613	
Fixed Charges	0		0	
Utilities	0		0	
Capital Outlay	0		0	
Other	1,000		1,000	
		\$905,769		\$905,769

Parkland College
FISCAL YEAR BUDGETED EXPENDITURES

	2015			
	<u>Appropriations</u>	<u>Totals</u>	<u>Adjusted Bud</u>	<u>Totals</u>
EDUCATION FUND				
GENERAL ADMINISTRATION				
Salaries	\$4,496,671		\$4,496,671	
Employee Benefits	1,912,949		1,912,949	
Contractual Services	614,811		614,811	
General Materials and Supplies	846,683		846,683	
Conference and Meeting Expense	153,188		153,188	
Fixed Charges	206,500		206,500	
Utilities	0		0	
Capital Outlay	300,000		300,000	
Other	<u>1,852,776</u>		<u>1,852,776</u>	
		<u>\$10,383,578</u>		<u>\$10,383,578</u>
INSTITUTIONAL SUPPORT				
Salaries	0		0	
Employee Benefits	0		0	
Contractual Services	0		0	
General Materials and Supplies	0		0	
Conference and Meeting Expense	0		0	
Fixed Charges	0		0	
Utilities	0		0	
Capital Outlay	0		0	
Other	0		0	
Provision for Contingency	<u>1,000,000</u>		<u>1,000,000</u>	
		<u>\$1,000,000</u>		<u>\$1,000,000</u>
TRANSFERS		<u>747,200</u>		<u>747,200</u>
GRAND TOTAL		<u><u>\$52,037,595</u></u>		<u><u>\$52,037,595</u></u>

Parkland College
 BUDGETED REVENUES AND EXPENDITURES
 OPERATIONS AND MAINTENANCE

	2015			
	<u>Appropriations</u>	<u>Totals</u>	<u>Adjusted Bud</u>	<u>Totals</u>
REVENUES				
Local Government Sources	\$5,230,000		\$5,230,000	
Facilities Revenue	1,015,500		1,015,500	
Investment Revenue	<u>3,000</u>		<u>3,000</u>	
GRAND TOTAL		<u><u>6,248,500</u></u>		<u><u>6,248,500</u></u>
EXPENDITURES				
Salaries	1,939,736		1,939,736	
Employee Benefits	754,396		754,396	
Contractual Services	511,000		511,000	
General Materials and Supplies	340,200		340,200	
Travel/Conf/Meeting Exp	975		975	
Fixed Charges	28,000		28,000	
Utilities	1,950,500		1,950,500	
Contingency	<u>200,000</u>		<u>200,000</u>	
Grand Total		<u><u>5,724,807</u></u>		<u><u>5,724,807</u></u>

Parkland College
 BUDGETED REVENUES AND EXPENDITURES
 OPERATIONS AND MAINTENANCE RESTRICTED

	2015			
	<u>Appropriations</u>	<u>Totals</u>	<u>Adjusted Bud</u>	<u>Totals</u>
REVENUES				
Local Government Sources	\$1,308,596		\$1,308,596	
Student Tuition and Fees	<u>969,261</u>		<u>969,261</u>	
GRAND TOTAL		<u>2,277,857</u>		<u>2,277,857</u>
EXPENDITURES				
Contractual Services	101,192		101,192	
Capital Outlay	15,532,401		15,532,401	
TRANSFERS	<u>969,261</u>		<u>969,261</u>	
Grand Total		<u>16,602,854</u>		<u>16,602,854</u>

Parkland College
 BUDGETED REVENUES AND EXPENDITURES
 BOND AND INTEREST FUND

	2015			
	<u>Appropriations</u>	<u>Totals</u>	<u>Adjusted Bud</u>	<u>Totals</u>
REVENUES				
Local Government Sources	\$3,714,998		\$3,714,998	
TRANSFERS	<u>969,261</u>		<u>969,261</u>	
GRAND TOTAL		<u>4,684,259</u>		<u>4,684,259</u>
EXPENDITURES				
Fixed Charges	<u>4,373,620</u>		<u>4,373,620</u>	
Grand Total		<u>4,373,620</u>		<u>4,373,620</u>

Parkland College
 BUDGETED REVENUES AND EXPENDITURES
 AUXILIARY ENTERPRISES FUND

	2015			
	Appropriations	Totals	Adjusted Bud	Totals
REVENUES				
State Government Sources	\$250,000		\$250,000	
Student Tuition and Fees	1,008,916		1,008,916	
Sales and Services	5,676,000		5,676,000	
Facilities Revenue	500		500	
Investment Revenue	1,000		1,000	
Other Revenue	32,000		32,000	
TRANSFERS	<u>757,200</u>		<u>757,200</u>	
GRAND TOTAL		<u>7,725,616</u>		<u>7,725,616</u>
EXPENDITURES				
Salaries	1,836,268		1,836,268	
Employee Benefits	584,600		584,600	
Contractual Services	510,995		510,995	
General Materials and Supplies	3,628,642		3,628,642	
Travel/Conf/Meeting Exp	177,347		177,347	
Fixed Charges	886,391		886,391	
Utilities	1,625		1,625	
Capital Outlay	12,600		12,600	
Other Expenditures	<u>228,501</u>		<u>228,501</u>	
Grand Total		<u>7,866,969</u>		<u>7,866,969</u>

FISCAL YEAR 2015 BUDGETED REVENUES

<u>RESTRICTED PURPOSES FUND</u>	<u>Revenues</u>	<u>Totals</u>
State Governmental Sources		
ICCB Other Additional Equipment Grant	\$ -	
ICCB Student Success Special Pops Grant	-	
ICCB Education to Careers Grant	-	
ICCB Welfare to Work Grant	-	
ICCB Technology Support Grant	-	
ICCB Technical Skills Enhancement Grant	-	
ICCB P-16 Accelerated College Grant	-	
ICCB Online Grant	-	
ICCB Workforce Development Bus & Ind Grant	-	
ICCB Other Grant Sources	1,000,000	
ISBE Grants	2,200,000	
Other State Sources	<u>1,000,000</u>	\$ 4,200,000
Federal Government Sources		
Department of Education Financial Aid	27,500,000	
Department of Education Restricted Grants	350,000	
Department of Labor	-	
Other Federal Sources	<u>650,000</u>	\$ 28,500,000
Other Sources		
Other Restricted Revenues	295,000	
Investment Revenue	5,000	
Facility Rental	<u>-</u>	\$ 300,000
GRAND TOTAL		<u>\$ 33,000,000</u>

FISCAL YEAR 2015 BUDGETED EXPENDITURES

<u>RESTRICTED PURPOSES FUND</u>	<u>Appropriations</u>	<u>Totals</u>
INSTRUCTION		
Salaries	\$ 300,000	
Employee Benefits	50,000	
Contractual Services	25,000	
General Materials and Supplies	75,000	
Conference and Meeting Expense	75,000	
Fixed Charges	-	
Utilities	-	
Capital Outlay	50,000	
Other	<u>25,000</u>	\$ 600,000
ACADEMIC SUPPORT		
Salaries	\$ 300,000	
Employee Benefits	50,000	
Contractual Services	1,850,000	
General Materials and Supplies	100,000	
Conference and Meeting Expense	75,000	
Fixed Charges	-	
Utilities	25,000	
Capital Outlay	-	
Other	<u>-</u>	\$ 2,400,000
STUDENT SERVICES		
Salaries	150,000	
Employee Benefits	25,000	
Contractual Services	25,000	
General Materials and Supplies	175,000	
Conference and Meeting Expense	25,000	
Fixed Charges	100,000	
Utilities	-	
Capital Outlay	25,000	
Other	<u>250,000</u>	\$ 775,000
PUBLIC SERVICE		
Salaries	400,000	
Employee Benefits	75,000	
Contractual Services	100,000	
General Materials and Supplies	125,000	
Conference and Meeting Expense	50,000	
Fixed Charges	200,000	
Utilities	25,000	
Capital Outlay	250,000	
Other	<u>500,000</u>	\$ 1,725,000
INSTITUTIONAL SUPPORT		
Other Financial Aid	<u>27,500,000</u>	\$ 27,500,000
GRAND TOTAL		<u><u>\$ 33,000,000</u></u>

Parkland College
 BUDGETED REVENUES AND EXPENDITURES
 AUDIT FUND

	2015			
	<u>Appropriations</u>	<u>Totals</u>	<u>Adjusted Bud</u>	<u>Totals</u>
REVENUES				
Local Government Sources	\$47,974		\$47,974	
Investment Revenue	<u>250</u>		<u>250</u>	
GRAND TOTAL		<u><u>48,224</u></u>		<u><u>48,224</u></u>
EXPENDITURES				
Contractual Services	<u>66,000</u>		<u>66,000</u>	
Grand Total		<u><u>66,000</u></u>		<u><u>66,000</u></u>

Parkland College
 BUDGETED REVENUES AND EXPENDITURES
 LIABILITY, PROTECTION AND SETTLEMENT FUND

	2015			
	<u>Appropriations</u>	<u>Totals</u>	<u>Adjusted Bud</u>	<u>Totals</u>
REVENUES				
Local Government Sources	\$2,906,035		\$2,906,035	
Investment Revenue	<u>5,000</u>		<u>5,000</u>	
GRAND TOTAL		<u>2,911,035</u>		<u>2,911,035</u>
EXPENDITURES				
Salaries	1,134,794		1,134,794	
Employee Benefits	1,051,914		1,051,914	
Contractual Services	254,570		254,570	
General Materials and Supplies	95,308		95,308	
Travel/Conf/Meeting Exp	13,752		13,752	
Fixed Charges	553,000		553,000	
Other Expenditures	<u>2,300</u>		<u>2,300</u>	
Grand Total		<u>3,105,638</u>		<u>3,105,638</u>

FISCAL YEAR 2015 BUDGETED REVENUES

<u>TRUST AND AGENCY FUND</u>	<u>Revenues</u>	<u>Totals</u>
Local Governmental Sources		
College Funds	\$ -	
Federal Sources		
Department of Education	-	
Other Sources		
Loan Collections	<u>-</u>	
GRAND TOTAL		<u>\$ -</u>

FISCAL YEAR 2015 BUDGETED EXPENDITURES

<u>TRUST AND AGENCY FUND</u>	<u>Appropriations</u>	<u>Total</u>
Institutional Support		
Salaries	\$ -	
Scholarships	<u>-</u>	
GRAND TOTAL		<u>\$ -</u>

FISCAL YEAR 2015 BUDGETED REVENUES

<u>WORKING CASH FUND</u>	<u>Revenues</u>	<u>Totals</u>
Other Sources		
Investment Revenue	<u>\$ 10,000</u>	
GRAND TOTAL		<u>\$ 10,000</u>

FISCAL YEAR 2015 BUDGETED EXPENDITURES

<u>WORKING CASH FUND</u>	<u>Appropriations</u>	<u>Total</u>
TRANSFERS	<u>\$ 10,000</u>	
GRAND TOTAL		<u>\$ 10,000</u>

OPERATING FUNDS REVENUE COMPARISON

	<u>2013-2014 BUDGET</u>	<u>2014-2015 BUDGET</u>	<u>INCREASE (DECREASE)</u>
OPERATING REVENUES BY SOURCE			
Local Government			
Current Taxes	\$ 17,001,584	\$ 17,270,640	1.58%
Back Taxes	114,000	114,000	0.00%
Chargeback Revenue	245,671	245,671	0.00%
Corporate Personal Property Replacement Tax	<u>2,122,000</u>	<u>2,322,000</u>	9.43%
TOTAL LOCAL GOVERNMENT	<u>19,483,255</u>	<u>19,952,311</u>	2.41%
State Government			
ICCB Credit Hour Grants	4,450,426	4,459,815	0.21%
ICCB Equalization Grants	1,358,731	935,653	-31.14%
IBHE Vocational Grant	477,936	471,734	-1.30%
TOTAL STATE GOVERNMENT	<u>6,287,093</u>	<u>5,867,202</u>	-6.68%
Federal Government			
Other Federal Sources	<u>175,000</u>	<u>175,000</u>	0.00%
TOTAL FEDERAL SOURCES	<u>175,000</u>	<u>175,000</u>	0.00%
Student Tuition and Fees			
Tuition	28,126,434	26,782,323	-4.78%
Fees	<u>1,656,509</u>	<u>3,334,359</u>	101.29%
TOTAL TUITION AND FEES	<u>29,782,943</u>	<u>30,116,682</u>	1.12%
Other Sources			
Sale and Service Fees	470,000	498,000	5.96%
Facilities Revenue	1,015,500	1,015,500	0.00%
Investment Revenue	99,000	99,000	0.00%
Other	<u>69,000</u>	<u>69,000</u>	0.00%
TOTAL OTHER SOURCES	<u>1,653,500</u>	<u>1,681,500</u>	1.69%
TOTAL BUDGETED REVENUES	<u>\$ 57,381,791</u>	<u>\$ 57,792,695</u>	0.72%
Less Non-Operating Items			
Tuition Chargeback	245,671	245,671	0.00%
ADJUSTED REVENUE	<u>\$ 57,136,120</u>	<u>\$ 57,547,024</u>	0.72%

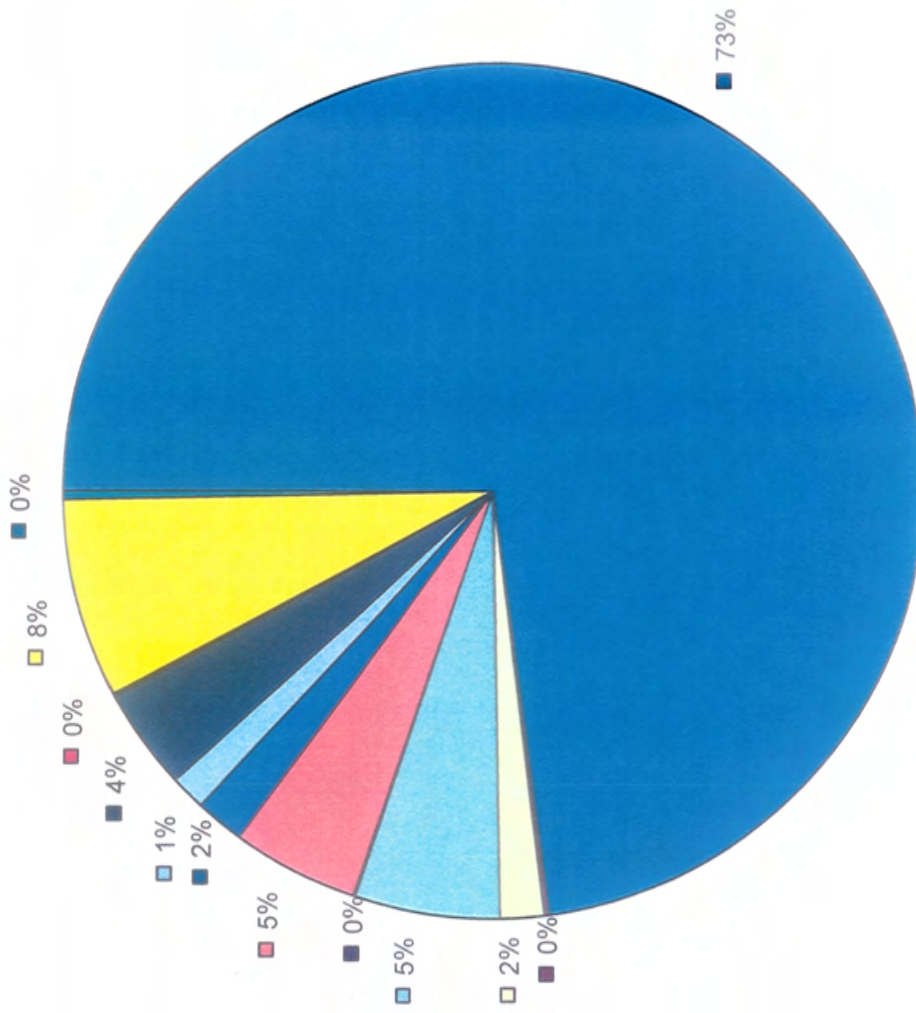
OPERATING FUND EXPENDITURES COMPARISON

	2013-2014 BUDGET	2014-2015 BUDGET	% OF INCREASE (DECREASE)
<u>BY PROGRAM</u>			
Instruction	28,819,971	\$ 28,544,343	-0.96%
Academic Support	5,428,701	5,117,602	-5.73%
Student Services	5,063,742	5,339,103	5.44%
Public Service	1,021,300	905,769	-11.31%
Operation and Maintenance of Plant	5,793,068	5,519,807	-4.72%
General Administration	9,269,968	10,388,578	12.07%
Institutional Support	<u>1,200,000</u>	<u>1,200,000</u>	0.00%
 TRANSFERS	 842,200	 747,200	 -11.28%
 TOTAL BUDGETED EXPENDITURES	 <u>\$ 57,438,950</u>	 <u>\$ 57,762,402</u>	 0.56%
 Less Nonoperating Items			
Tuition Chargeback	40,000	20,000	-50.00%
 ADJUSTED EXPENDITURES	 <u>\$ 57,398,950</u>	 <u>\$ 57,742,402</u>	 0.60%
 <u>BY OBJECT</u>			
Salaries	37,626,943	37,380,141	-0.66%
Employee Benefits	7,606,696	8,534,876	12.20%
Contractual Services	1,655,238	1,826,189	10.33%
General Materials & Supplies	3,323,463	3,003,240	-9.64%
Conference & Meeting Expense	651,872	563,055	-13.62%
Fixed Charges	276,021	246,500	-10.70%
Utilities	1,973,020	1,973,020	0.00%
Capital Outlay	150,000	300,000	100.00%
Other	2,133,497	1,988,181	-6.81%
Provision for Contingency	<u>1,200,000</u>	<u>1,200,000</u>	0.00%
 TRANSFERS	 842,200	 747,200	 -11.28%
 TOTAL BUDGETED EXPENDITURES	 <u>\$ 57,438,950</u>	 <u>\$ 57,762,402</u>	 0.56%
 Less Nonoperating Items			
Tuition Chargeback	40,000	20,000	-50.00%
 ADJUSTED EXPENDITURES	 <u>\$ 57,398,950</u>	 <u>\$ 57,742,402</u>	 0.60%

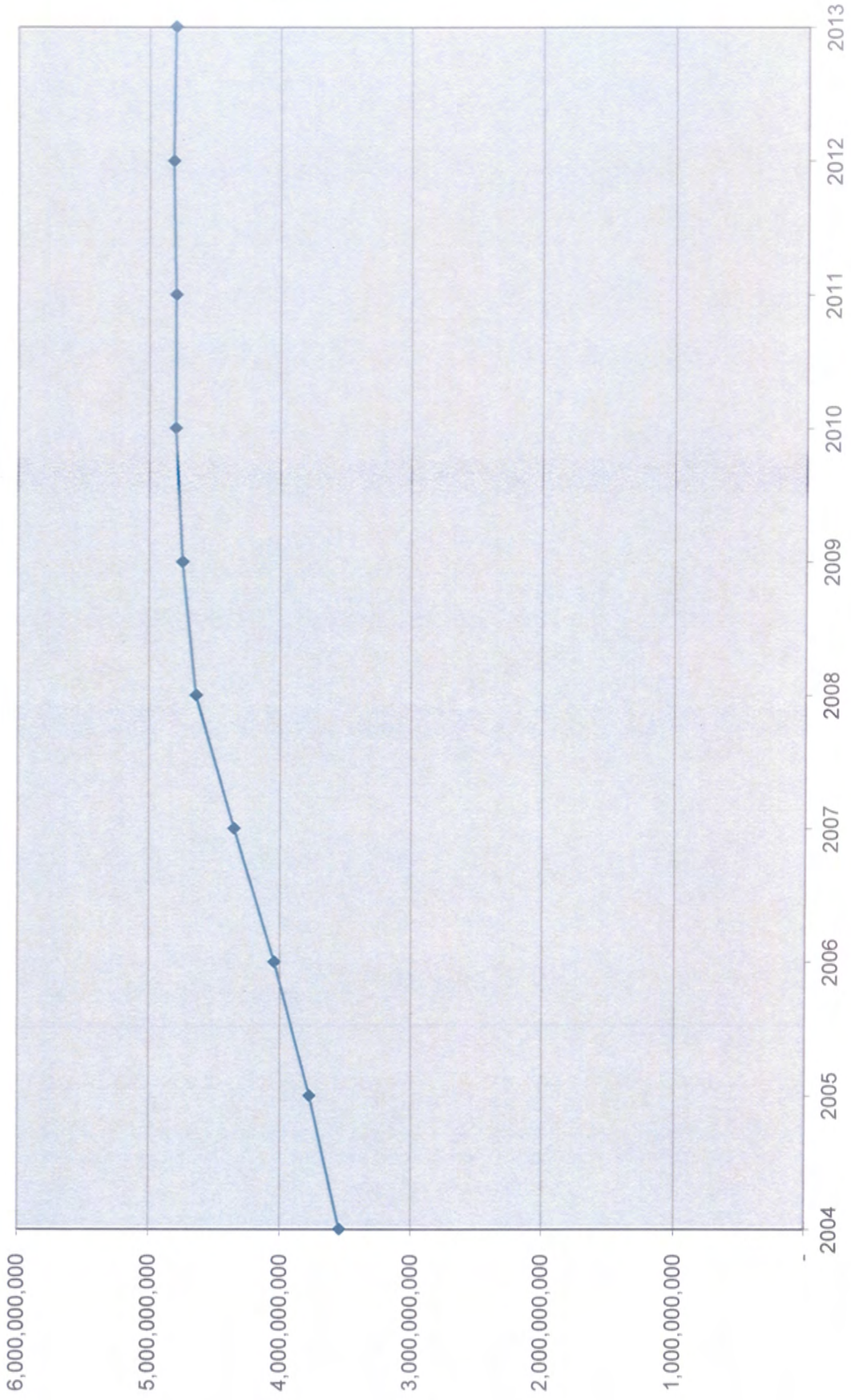
PARKLAND COLLEGE EQUALIZED ASSESSED VALUATIONS

COUNTY	TAX YEAR 2001	TAX YEAR 2002	TAX YEAR 2003	TAX YEAR 2004	TAX YEAR 2005	TAX YEAR 2006	TAX YEAR 2007	TAX YEAR 2008	TAX YEAR 2009	TAX YEAR 2010	TAX YEAR 2011	TAX YEAR 2012	ESTIMATED TAX YEAR 2013	PER CENT CHANGE	PER CENT TOTAL
CHAMPAIGN	2,249,225,082	2,358,567,402	2,485,411,067	2,610,703,920	2,827,890,748	3,072,418,417	3,326,486,857	3,525,443,054	3,578,173,147	3,602,160,901	3,577,235,959	3,555,875,362	3,495,210,920	-1.71%	73%
COLES	7,340,829	6,757,851	6,225,361	6,416,722	5,963,210	5,573,540	5,306,338	5,758,277	6,114,626	7,072,734	7,575,377	8,080,907	8,632,210	6.82%	0%
DEWITT	63,263,081	62,963,494	61,241,631	58,542,203	57,235,909	56,796,370	60,557,367	62,936,083	74,274,080	72,965,141	76,496,177	77,717,842	79,976,784	2.91%	2%
DOUGLAS	213,873,061	212,081,194	211,719,753	205,222,157	208,085,929	208,085,929	218,607,217	229,699,701	240,503,383	248,720,699	251,636,058	254,139,581	262,791,029	3.40%	5%
EDGAR	3,229,642	2,975,138	2,750,598	2,550,230	2,359,397	2,250,000	2,434,071	2,543,065	2,980,070	3,188,461	3,188,000	3,667,574	3,965,329	8.12%	0%
FORD	170,049,562	170,518,292	169,817,255	163,136,913	166,210,215	171,232,142	177,019,659	183,254,673	186,970,466	195,027,444	200,698,988	221,216,880	226,771,001	2.51%	5%
IROQUOIS	69,704,262	70,121,443	68,855,261	70,068,302	70,565,997	74,346,304	74,346,304	84,852,171	84,852,171	87,283,023	85,460,933	88,876,028	88,933,502	0.06%	2%
LIVINGSTON	52,434,825	51,161,150	49,889,515	48,636,918	50,467,263	51,744,154	52,968,851	55,516,475	58,537,786	60,031,221	61,241,000	61,960,581	64,336,230	3.83%	1%
MCCLEAN	110,717,051	112,238,854	111,964,618	112,013,505	111,280,992	112,103,188	124,928,450	156,650,468	161,123,775	165,055,933	168,439,009	171,335,088	185,142,499	8.06%	4%
MOULTRIE	3,821,243	3,570,168	3,302,506	3,058,323	2,828,750	2,456,964	2,544,048	2,711,561	2,868,600	3,136,292	3,377,000	3,640,875	3,983,482	9.41%	0%
PIATT	243,761,308	247,128,738	258,267,102	252,425,217	260,450,144	276,121,406	295,752,213	317,723,113	335,458,140	340,014,568	348,165,000	354,597,431	361,541,176	1.96%	8%
VERMILION	11,153,861	10,628,076	10,463,662	9,759,669	9,376,245	10,303,236	11,310,925	12,118,874	12,408,340	13,038,683	13,294,313	15,016,004	15,910,293	5.96%	0%
TOTALS	3,198,573,907	3,306,711,800	3,439,908,329	3,542,534,079	3,772,714,799	4,043,431,650	4,352,242,300	4,639,207,515	4,744,264,594	4,797,695,000	4,796,807,814	4,816,128,153	4,797,194,455	-0.39%	100%

2013
Tax Year EAV



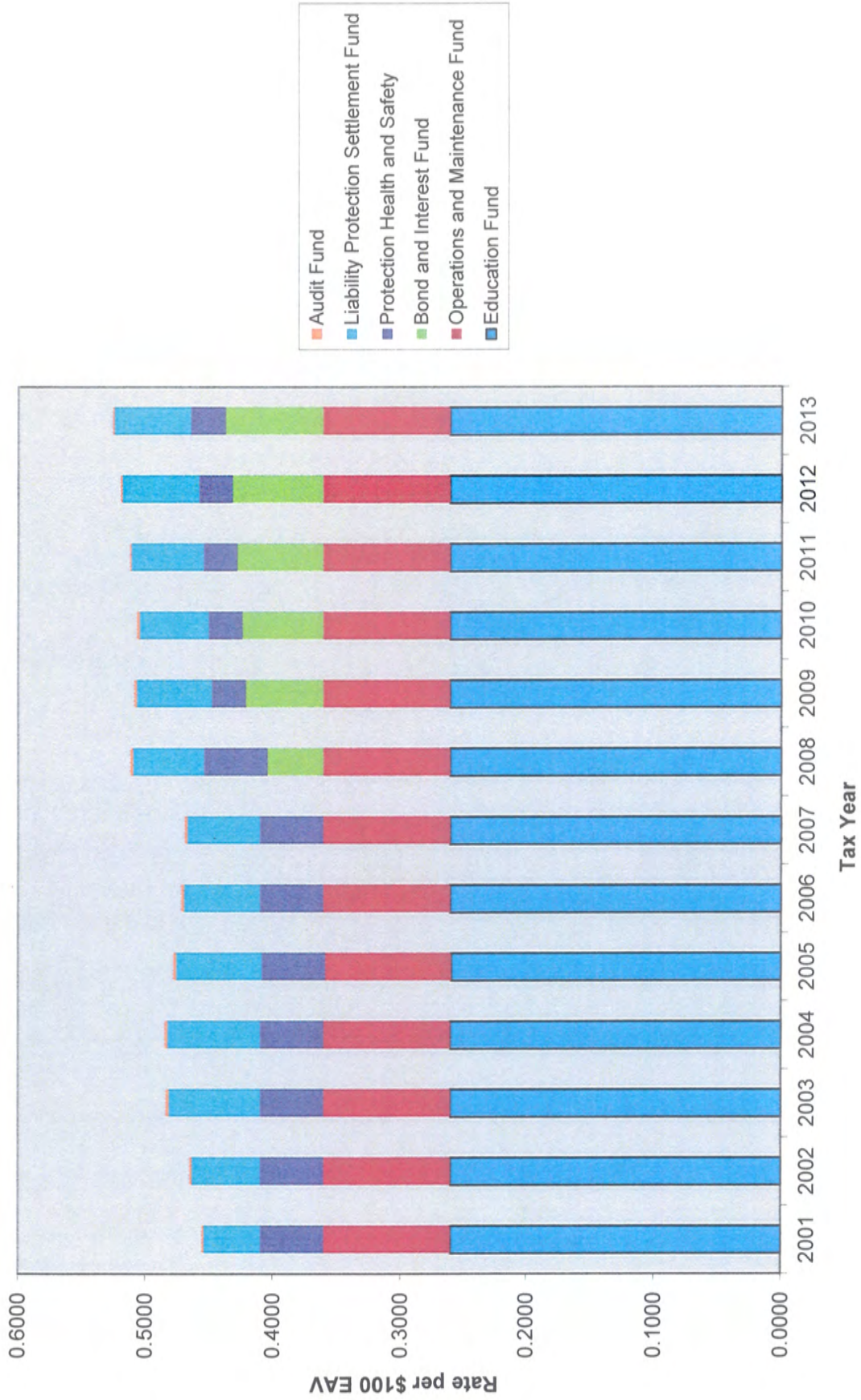
Equalized Assessed Valuations



PARKLAND COLLEGE TAX RATES

	2001	2002	2003	2004	2005	2006	2007	2008	2009	2010	2011	2012	2013	% CHANGE
OPERATING FUNDS LEVIES														
Education Fund	0.2600	0.2600	0.2600	0.2600	0.2591	0.2600	0.2600	0.2600	0.2600	0.2600	0.2600	0.2600	0.2600	0.00%
Operation and Maintenance Fund	0.1000	0.1000	0.1000	0.1000	0.0996	0.1000	0.1000	0.1000	0.1000	0.1000	0.1000	0.1000	0.1000	0.00%
DEBT RETIREMENT LEVIES														
Bond and Interest Fund	0.0000	0.0000	0.0000	0.0000	0.0000	0.0000	0.0000	0.0439	0.0611	0.0639	0.0678	0.0715	0.0770	7.69%
SPECIAL LEVIES														
Audit	0.0012	0.0014	0.0021	0.0021	0.0020	0.0020	0.0019	0.0019	0.0019	0.0019	0.0010	0.0010	0.0010	0.00%
Tort Liability	0.0250	0.0287	0.0436	0.0449	0.0408	0.0348	0.0341	0.0376	0.0390	0.0344	0.0354	0.0374	0.0375	0.27%
Property Insurance	0.0062	0.0091	0.0087	0.0085	0.0087	0.0081	0.0075	0.0070	0.0063	0.0063	0.0068	0.0083	0.0083	0.00%
Medicare	0.0101	0.0121	0.0116	0.0118	0.0107	0.0100	0.0093	0.0097	0.0117	0.0115	0.0125	0.0117	0.0115	-1.71%
State Unemployment	0.0009	0.0009	0.0022	0.0006	0.0005	0.0005	0.0004	0.0004	0.0002	0.0002	0.0002	0.0010	0.0010	0.00%
Worker's Compensation	0.0022	0.0030	0.0056	0.0068	0.0065	0.0061	0.0056	0.0010	0.0016	0.0018	0.0019	0.0019	0.0019	0.00%
Protection, Health and Safety	0.0500	0.0500	0.0500	0.0500	0.0498	0.0500	0.0500	0.0500	0.0267	0.0264	0.0264	0.0263	0.0271	3.04%
TOTAL TAX RATE	0.4556	0.4652	0.4838	0.4847	0.4778	0.4715	0.4688	0.5115	0.5085	0.5064	0.5120	0.5191	0.5253	1.19%

Tax Rate History



fy13 Budget/Staffing Plan

Division Department	Administrative Staff	Confidential Supervisory Staff	Professional Support Staff	Full Time Faculty	Total Headcount	
Executive Services						
President's Office	1	1	0	0	2	
Foundation	2	0	2	0	4	
Marketing/Public Relations	1	0	0	0	1	
Reprographics	0	1	2	0	3	
Marketing/ Creative Services	0	1	5	0	6	
Physical Plant	1	2	42	0	45	
Institutional Advancement						
Vice-President's Office	1	1	1	0	3	
Adult Education	1	0	2	0	3	
Workforce Development	0	0	1	0	1	
Inst. Accountability & Research	1	0	5	0	6	
Grants and Contracts	1	0	2	0	3	
Distance Virtual Learning	1	0	5	0	6	
Business Training	1	0	6	0	7	
Academic Services						
Vice President's Office	1	1	0	0	2	
Dean Academic Services	1	0	1	0	2	
Center for Excellence in Teaching	1	0	2	0	3	
Library	1	0	6	4	11	
Center for Academic Success	0	0	7	1	8	
Planetarium	0	0	2	0	2	
Dean Career/Transfer Programs	1	0	2	0	3	
Business & Ag Industries	1	0	1	11	13	
Engineering Science & Tech	1	0	2	16	19	
Fine & Applied Arts	1	0	7	14	22	
Health Professions	1	0	9	26	36	
Humanities	1	0	2	37	40	
Mathematics	1	0	1	16	18	
Computer Science & Info Tech	1	0	3	15	19	
Natural Sciences	1	0	4	21	26	
Social Sciences & Human Services	1	0	2	20	23	
Student Services						
Vice President's Office	1	1	0	0	2	
Dean Student Services	1	0	0	0	1	
Student Life	1	0	3	0	4	
Admissions	1	1	17	0	19	
Counseling & Advising	0	0	8	8	16	
Disability Services	1	0	3	0	4	
Assessment / Testing	1	0	3	0	4	
Athletics	1	0	3	0	4	
Career Center	1	0	2	0	3	
Financial Aid	1	0	9	0	10	
Community Education	1	0	2	0	3	
Student Support Services/TRIO	1	0	3	0	4	
Adult Re-Entry Center	1	0	1	0	2	
Public Safety	1	1	17	0	19	
Administrative Services						
Vice President's Office	1	0	0	0	1	
Business Office	0	1	7	0	8	
Payroll	0	1	1	0	2	
Human Resources	1	2	3	0	6	
Campus Technologies	0	3	21	0	24	
Bookstore	0	1	4	0	5	
Child Development Center	0	1	10	0	11	
FY 2013 Totals	40	19	241	189	489	*Includes 4 ADJ. and 13 Non Teach Fac.
Grant Funded (Included in totals)	2	0	7	0	9	
FY 2012 Totals	42	19	243	188	492	
FY 2011 Totals	41	20	236	189	486	
FY 2010 Totals	41	20	236	183	480	
FY 2009 Totals	42	18	234	179	473	
FY 2008 Totals	41	17	237	179	474	
FY 2007 Totals	39	15	243	179	476	
FY 2006 Totals	37	17	244	179	477	
FY 2005 Totals	39	20	247	179	485	
FY 2004 Totals	41	19	258	179	497	

Illinois Community College Board

FUND DEFINITIONS

Financial administration requires that each transaction be identified for administrative and accounting purposes. The first identification is by "fund" which is an independent fiscal and accounting entity, requiring its own set of books in accordance with special regulations, restrictions and limitations that earmark each fund for a specific activity or for attaining certain objectives. Each fund must be so accounted for that the identity of its resources and obligations and its revenues and expenditures is continually maintained.

Education Fund

The Education Fund is established by Section 3-1 of the Illinois Public Community College Act and is the most active of those maintained by the College. All transactions which relate directly to the instructional program are recorded here along with transactions involving Academic Support, Student Services, Public Services, General Administration and Institutional Support. The sources of revenue credited to the Education Fund are local Education Fund tax levies, student tuition, state support, out-of-district chargebacks, state and federal monies for reimbursable programs and other revenue.

Operations and Maintenance Fund--Operational

The Operations and Maintenance Fund is established by Section 3-1 and Section 3-20.3 of the Illinois Public Community College Act and is used to account for expenditures resulting from facilities improvements and operation and maintenance of plant. Local Operations and Maintenance Fund tax levies and Corporate Personal Property Replacement Taxes provide the primary means of financing the operation of this fund.

Operations and Maintenance Fund--(Restricted)

This fund is used to account for monies restricted for building purposes and site acquisition.

It is suggested that Protection, Health, and Safety levies; Building Bond Proceeds; Repair and Renovation Grants; and accumulation monies restricted from the Operations and Maintenance levy for building purposes be accounted for in a series of self-balancing accounts in this fund.

Bond and Interest Fund

The Bond and Interest Fund is established by Section 3A-1 of the Illinois Public Community College Act. This fund is used to account for payment of principal, interest, and related charges on any outstanding bonds. Debt service for each bond issue must be accounted for separately using a group of self-balancing accounts within the fund.

Illinois Community College Board

FUND DEFINITIONS

(Continued)

Auxiliary Enterprises Fund

The Auxiliary Enterprises Fund is established by Section 3-31.1 of the Illinois Public Community College Act and accounts for college services where a fee is charged to students/staff. Each enterprise/service should be accounted for separately using a group of self-balancing accounts within the fund. Examples of accounts in this fund include food services, student stores, and intercollegiate athletics.

Only monies over which the institution has complete control should be included in this fund. Subsidies for auxiliary services by the Education Fund should be shown as transfers to the appropriate account.

Restricted Purposes Fund

The Restricted Purposes Fund, established by ICCB Rules 1501.508 and 1501.509, is for the purpose of accounting for monies that have restrictions regarding their use. Each specific project should be accounted for separately using a complete group of self-balancing accounts within the Restricted Purposes Fund. Care should be taken in establishing each group of self-balancing accounts so that the accounting and reporting requirements of the grantor are met. If the grantor provides an accounting manual, it should be followed for the group of self-balancing accounts. ICCB grants which should be accounted for in this fund include the advanced technology equipment grant, special populations grant, economic development grant, and retirees health insurance grant.

Working Cash Fund

The Working Cash Fund is established by Section 3-33.1 of the Illinois Public Community College Act. This fund is first established without voter approval by resolution of the local board of trustees for the purpose of enabling the district to have on hand at all times sufficient cash to meet the demands for ordinary and necessary expenditures. Additional bonds may be issued, without voter approval, in an amount or amounts not to exceed in the aggregate 75 percent of the total tax extension from the authorized maximum rates for the Education Fund and the Operations and Maintenance Fund combined, plus 75 percent of last known corporate personal property replacement tax allocation.

This fund is used to account for the proceeds of working cash bonds. By making temporary transfers, the Working Cash Fund is used as a source of working capital by other funds. Such temporary transfers assist operating funds in meeting the demands for ordinary and necessary expenditures during periods of temporary low cash balances. Payments for the principal or interest of working cash bonds should be made from the Bond and Interest Fund. (Section 3-33.1 through Section 3-33.6 of the Illinois Public Community College Act relate to various provisions for the Working Cash Fund.)

Illinois Community College Board

FUND DEFINITIONS

(Continued)

Trust and Agency Fund

The Trust and Agency Fund, established by Section 3-27c of the Illinois Public Community College Act, is used to receive and hold funds when the college serves as a custodian or fiscal agent for another body. The college has an agency rather than a beneficial interest in these monies. Each agency's monies should be accounted for by a complete group of self-balancing accounts, or sub-fund, within this fund. College club monies, for example, should be accounted for in this fund.

Audit Fund

The Audit Fund is established by Chapter 85, Section 709 of Illinois Revised Statutes for recording the payment of auditing expenses. The audit tax levy should be recorded in this fund, and monies in this fund only should be used for the payment of auditing expenses.

Liability, Protection and Settlement Fund

This fund is established pursuant to Chapter 85, Section 9-107 and Chapter 108 1/2, Section 21-110.1 of the Illinois Revised Statutes. The tort liability, property insurance, medicare insurance, unemployment insurance, and worker's compensation levies should be recorded in this fund. The monies in this fund, including interest earned on the assets of this fund, should be used only for the purposes authorized under unemployment, or worker's compensation insurance or claims, or Chapter 108 1/2, Section 21-110.1, i.e., the cost of participation in the Federal Medicare Program. Revenue and expenditures for each type of insurance coverage should be accounted for separately using a complete set of self-balancing accounts within the Liability, Protection, and Settlement Fund.

Illinois Community College Board

REVENUE DEFINITIONS

Local Support

Revenues from district taxes, from chargebacks, and from all governmental agencies below the state level.

State Support

State revenues from all state governmental agencies.

Tuition and Fees

All tuition and fees, less refunds, remissions, and exemptions, assessed against students for educational and general purposes.

Other Revenue

Revenues which do not fit into specific revenue source categories, i.e., revenue from use of college facilities, revenue from refunds, revenue from investments, revenue from service fees and fines.

Illinois Community College Board

PROGRAM DEFINITIONS

Instruction

Instruction consists of those activities dealing directly with or aiding in the teaching of students or improving the quality of instruction. It includes the activities of the faculty in the transfer, career and evening programs (credit and equivalency) and all the supportive equipment, materials, supplies and costs that are necessary to implement the instructional program.

Academic Support

Academic Support includes the operation of the library, learning lab, instructional materials center and communication systems, used in the learning process. It also includes all equipment, materials, supplies and costs that are necessary to support this function.

Student Services

Student Services provides services in the areas of admissions, records, counseling, testing, financial aid, Placement and the administration of the Student Services program. It also includes all equipment, materials, supplies and costs that are necessary to support this function.

Public Services

The Public Services function includes the services provided to the general community, governmental agencies and business and industry for non-credit, continuing education and community service activities. Continuing education is considered to be those non-credit activities under Public Service which have been established to provide an educational service to the various members of the Community, and are not part of degree credit or certificate credit curriculum. Continuing education includes but is not limited to professional review courses, workshops and seminars. Community services are those activities under Public Service concerned with making available to the public various resources and unique capabilities that exist within the institution. Examples of community service may be conference and institutes, general advisory services and reference bureaus, urban affairs, international affairs, radio, television, consultation and similar activities which meet the test that the primary intent for establishment is to provide services which are beneficial to groups and individuals outside of the institution.

Illinois Community College Board

PROGRAM DEFINITIONS

(Continued)

Operation and Maintenance of Plant

Operation of Plant consists of the custodial activities necessary in order to keep the physical facilities open and ready for use. Maintenance of plant consists of those activities necessary to keep the grounds, buildings and equipment operating efficiently. Costs also include all equipment, materials and supplies necessary to support this function.

General Administration

General Administration consists of those activities which have as their purpose the general regulation, direction and control of the affairs of the College on a system-wide basis. Included in this function are the President's Office, the Business Office, the Personnel Office, Research and Planning Office and Informational Services. Costs also include all equipment, materials and supplies necessary to support this function.

Institutional Support

Institutional Support expense consists of those costs that benefit the entire College and are not readily assignable to a particular cost center. Insurance costs, legal fees, auditing fees and tuition chargebacks are examples of items included in this area. Also included in this program are the Board of Trustees, Computer Center, the College Land Laboratory and Contingency Provisions.

Illinois Community College Board

OBJECT DEFINITIONS

Salaries

The compensation for services rendered by personnel employed by the College, as well as student help employed to complement the educational process and its supporting area.

Employee Benefits

The cost to the College for annual physical examinations, health, accident, long-term disability, life and dental insurance for its employees.

Contractual Services

Services contracted for by the College from organizations or personnel not on the payroll of the College. Included are fees paid to workshop directors, consultants, lawyers and auditors. In addition, expenditures for equipment repairs and machine repairs and other items designated as contractual services.

Materials and Supplies

Expenditures for all supply items used by the College such as paper, printed materials, books, periodicals, program brochures, materials for processing in programs, tools and all items which constitute a cost of less than \$25.

Conference and Meeting Expense

Expenditures incurred by the College personnel for travel in connection with the everyday activities of the College, such as instructors' travel to and from off-campus classes and articulation meetings with high schools by employees in Student Activities. Travel to conventions, meetings, institutions and workshops by professional staff is also recorded here.

Vehicle Expense

Expenditures incurred by the College for the gas, oil, grease, tires, tubes and other items necessary to maintain, repair and operate the College vehicles.

Fixed Charges

Obligations of the College for the rental of off-campus facilities, supportive computer equipment rentals, equipment and film rentals and property and casualty insurance.

Illinois Community College Board

OBJECT DEFINITIONS

(Continued)

Utilities

Expenditures for utilities used by the College such as water, electricity, gas and telephone.

Capital Outlay

Expenditures resulting in the acquisition of capital assets or from initial or additional items of equipment, furniture and machines.

Other

All other expenditures not provided for elsewhere in the object category series.

Contingency

Budgetary appropriations that are set aside for unforeseen expenditures. The Board of Trustees must approve a budget adjustment by resolution to transfer from the Provision for Contingency budget account to the appropriate budget account in accordance with the Illinois Public Community College Act.